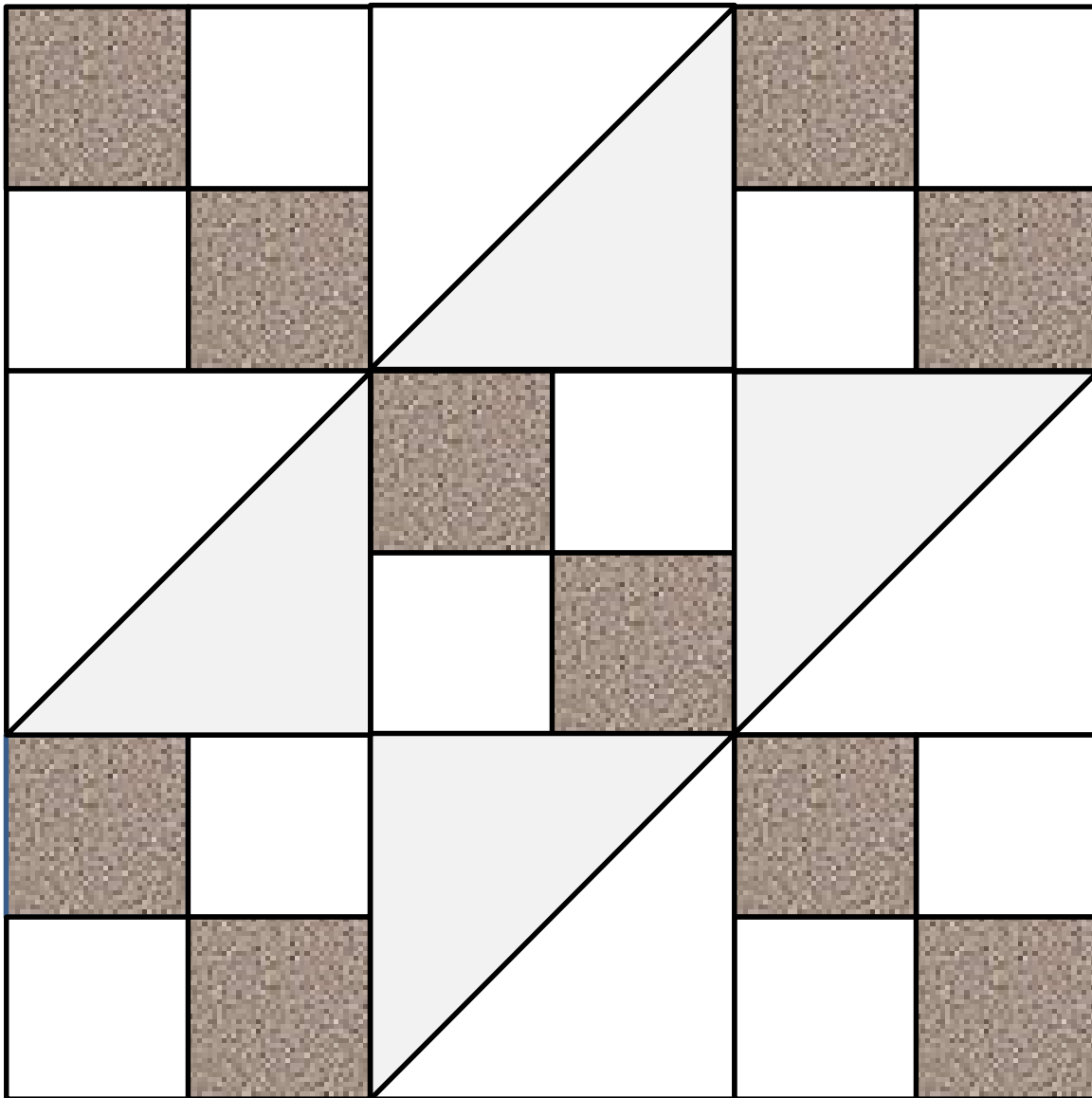


Block eight – Main Street





Color one
(background) =
cut (10) 2 ½
inch squares;
cut (2) 4 7/8
inch squares.

Color two
(light gray) –
cut (2) 4 7/8
inch squares


Color three
(dark gray) –
cut (10) 2 ½
inch squares

Place one 2 ½ inch square of color one and color three, right sides together and stitch up one side.

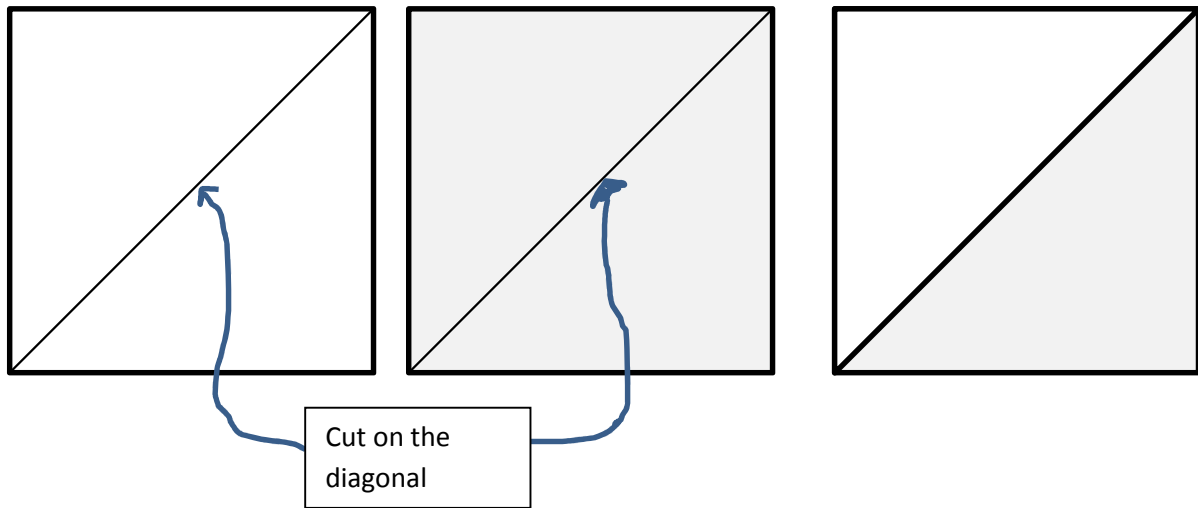
Repeat for all ten pairs. Open and press.



Using a 1/4" seam, sew these units together to make 5 four patch squares.



Stack the 4-7/8" squares and using the rotary cutter, cut them together on the diagonal...



Using a 1/4" seam, sew one Color 1 triangle to one Color 2 triangle...being careful not to stretch fabric. Press seam to darker side. Repeat this with remaining triangles to make four half squares. If necessary, square these off to be 4-1/2" squares.

Using the block diagram above, layout your units, then stitch them together. Another block DONE!!!!
Only four more to go!!!!