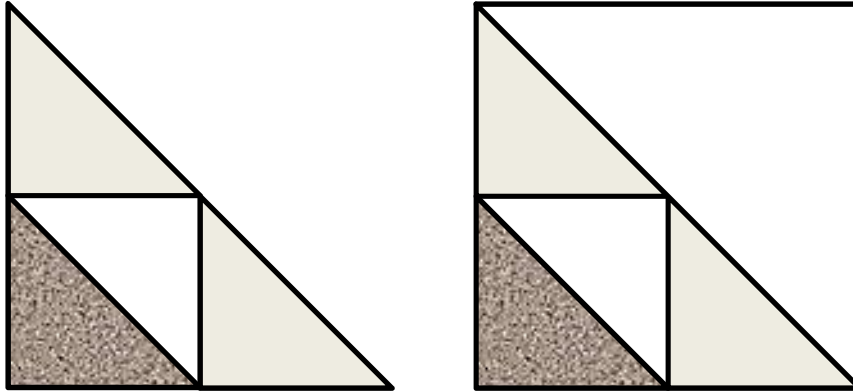


Block nine (2): Cut your (3) dark gray squares and your (6) light gray squares and your (3) background 4 7/8 inch squares and your (3) 2 7/8 inch diagonally once. Make separate piles of each colored triangles.

Using the diagrams shown, make the following units...READ THROUGH BEFORE YOU BEGIN!

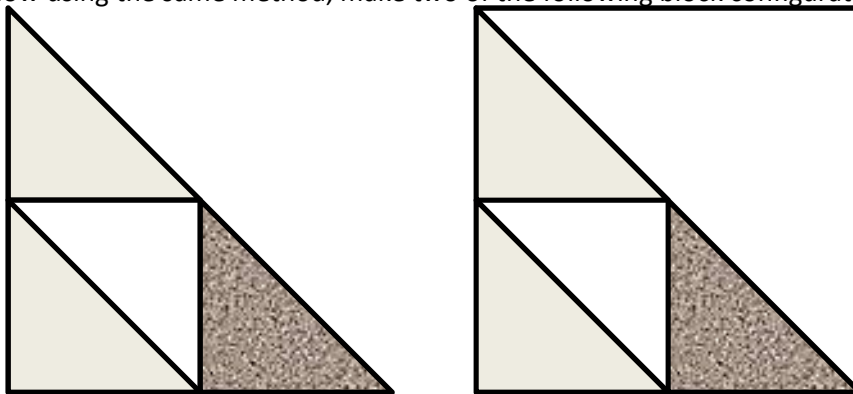
Lay out your two half square triangles then add a light gray triangle to each side as shown here:



**MAKE
ONLY
TWO!!!**

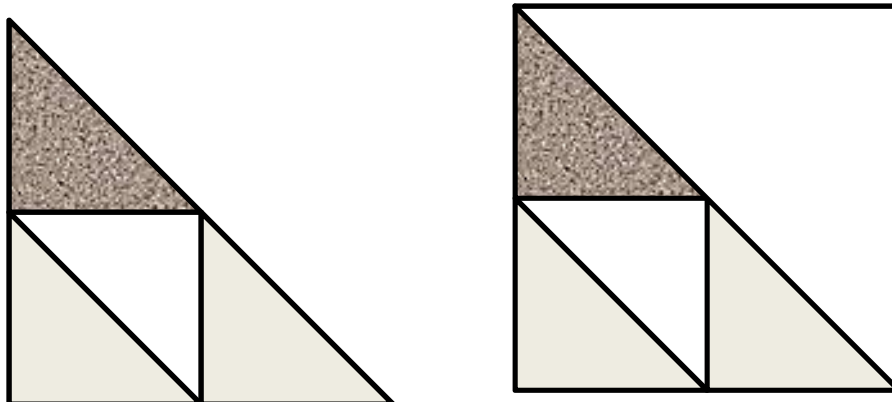
Add a large triangle to complete this block -see second illustration above:

Now using the same method, make two of the following block configuration:



**MAKE
TWO OF
THESE!!!**

Finally make two more in this configuration:



**And
finally
two do
these!!!**

Now using the front page diagram, layout your units in a nine patch configuration and sew into a block.